

After the procedure

What should I expect after UroLift® System treatment?

During the procedure you may receive general anesthesia or light sedation. Because of this, you will need someone to drive you home after the procedure. Many doctors suggest you refrain from strenuous activity for a week. Most patients report symptoms getting better within two weeks. You may have some mild discomfort for up to four weeks including pelvic ache, frequency (going to the toilet all the time) or urgency (the feeling that you have to urinate very badly). You will likely have some blood in your urine for a day or two, which could last a week or sometimes even a little more. If you have had a flexible cystoscopy before, it will feel similar to that procedure though the feelings will be a little stronger and may last a little longer. ^(1,14,15,16)

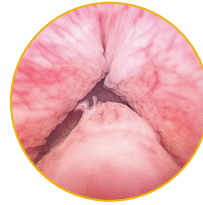
Will the treatment affect my sexual function?

Sexual function has been preserved among the hundreds of patients treated in the clinical studies. This is a unique benefit of the UroLift System treatment compared with other BPH therapies such as TURP, laser, and even medication. ^(1,2,3,4,11,12,13)

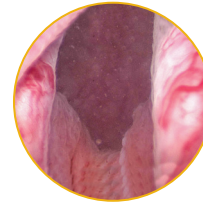
Will I need a catheter after the UroLift procedure?

Many patients do not require a catheter after the UroLift System treatment. Your Urologist will determine this during the procedure. If you do get a catheter, it is usually only for a few hours. ^(1,5,11,13)

Before and After Photos of the UroLift® System Procedure



Pre-procedure



Post-procedure

Images courtesy of Dr Martin Elmes

Contact Information

Dr Martin Elmes
Varsity Lakes Surgical Hospital
Suite 2, Level 1
2 Lake Street
Varsity Lakes QLD 4227

Pindara Hospital
Suite 8, Level 1 Pindara Place
13 Carrara Street
Benowa QLD 4217

p: 07 5575 7922

www.goldcoasturologist.com.au

References

1. Roehrborn et al., Journal of Urology 2013 LIFT Study 2. McNicholas et al., European Urology 2013
3. Chin et al., Urology 2012 4. Woo et al., J Sex Med 2012 5. Data on file at NeoTract 6. Oelke et al., Guidelines,EAU 2011 7. McVary KT et al., AUA Guideline for Management of BPH 2010 8. Roehrborn CG et al., AUA Guideline for Management of BPH 2003 9. Stucki et al., Abstract, AUA 2013 Meeting, San Diego 10. Elshahet al., Abstract, AUA 2013 Meeting, San Diego 11. Roehrborn CG et al., Urology Practice 2015 LIFT Study 2-Year Results 12. McVary, 2014 Journal of Sexual Medicine, Preservation of sexual function with the prostatic urethral lift 13. Roehrborn CG et al., AUA 2015 LIFT Study 3-Year Results, New Orleans

UROLIFT®
BPH Relief. In Sight.™

www.UroLift.com.au

neotract®

Supported by NeoTract Australia Pty Ltd.
© 2017 NeoTract, Inc. All rights reserved.

UroLift® System Patient FAQs



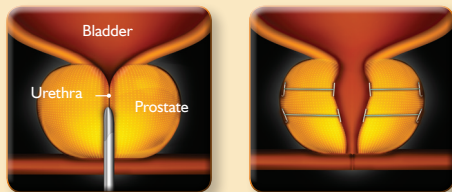
About the UroLift® System

What is the UroLift® System?

The UroLift System is a simple device that is used to treat lower urinary tract symptoms (LUTS) due to benign prostatic hyperplasia (BPH). If a man has trouble with his waterworks, this may be a solution for him. ^(1,2,11)

How does the UroLift System work?

It works by pulling back the tissue blocking the urethra, like pulling back curtains on a window. The retractors are used to hold the tissue out of the way, so men can void better. ^(1,2,11,13)



Before

After

How long does it last?

The UroLift System treatment is intended to be permanent. The clinical studies currently show the results can last as long as three years, and the studies are ongoing. It may last longer, but the studies have not gone out that far yet. ⁽¹³⁾

How does it compare to my BPH medicine?

The UroLift System treatment offers more symptom relief than BPH medications and has not been linked to the common side effects such as dizziness, light-headedness, and sexual problems. ^(1,3,6,7,8,9,10,11,12)

What are the benefits of the UroLift System over other BPH procedures?

The studies show UroLift System treatment offers a similar level of symptom relief as other BPH procedures and it is very safe, typically having fewer side effects than other procedures. The common side-effects are typically gone in 4 weeks or less. These side effects include some blood in the urine, painful urination, urgency, pelvic ache, and possibly some urge incontinence – again these are typically gone by 4 weeks or sooner. By comparison most other BPH procedures can have permanent side effects including loss of ejaculation, incontinence, and erectile problems. Patients report returning to normal about 9 days after UroLift System treatment, on average. ^(1,3,6,7,8,9,10,11)

Patient Selection

How do I know if UroLift System treatment is right for me?

BPH patients who are looking for an alternative to drugs or major surgery may be candidates for UroLift System treatment. Patients who are scheduled for another BPH treatment or are unhappy with or have stopped taking medications may also be candidates. The UroLift System is appropriate for patients seeking a minimally invasive treatment and are concerned about preserving their quality of life. Your doctor will need to do a few simple examinations to determine if you are a candidate for the procedure based on your specific symptoms and anatomy. ^(1,2,4,11,12,13)

Can I have BPH surgery (TURP/PVP), if necessary, after UroLift System treatment?

Yes, both the traditional surgery, TURP, and laser surgery can be performed after UroLift System treatment. If your symptoms return, your Urologist can evaluate you and see if repeating UroLift System treatment, TURP or laser are a good option. ^(1,2,7,11,13)

During the procedure

How many UroLift retractors will be required to treat my prostate successfully?

Each prostate is different and your doctor won't know the exact number of required retractors until he/she examines your prostate, during the UroLift System treatment. Typically between 4 and 6 retractors are used, though it can be more for large prostates and fewer for smaller prostates. ^(1,2,3,11,12,13)

What if my Urologist needs to remove the retractors?

The UroLift System treatment is intended to be permanent. Retractors may need to be removed if improper placement occurs during the procedure. ^(1,11,13)